

# The Wordless Book - Preschool Lesson Plan



# Black (Stands for Sin)

*Verse: "For all have sinned and fall short of the glory of God." Romans 3:23*

*\*Pre-lesson planning: If possible, make individual wordless books for the children to hold during Bible story time. These can be created from squares of construction paper (laminated if possible) or from foam sheets. Attache booklets with a D-ring or staples.*

## Welcome Activity

Give each child a copy of the "S is for Sin" coloring page (see resources at the end of this lesson) Invite the children to color the picture. As they color read them the poem at the bottom of the page.

## Bible Story Time

### **Review expectations with rhyme:**

*Eyes on me  
Give a clap  
Feet on floor  
Hands in lap  
Open ears  
And hearts too,  
Jesus wants to talk to you.*

**Prayer** - *Dear Lord, please help us to learn from Your special Words. We love you, amen.*

### **Lesson**

{Hold up a book with words and ask the children what you are holding.}

This is a book and it is full of words and pictures which tell a story. I'm sure you seen lots of books like this and had many books read to you. Words and pictures are wonderful parts of books. But did you know that the greatest story of all time, and a very true story, can be told from a book with no words or pictures?

{Hold up an example of the wordless book.} This book has no written words or pictures, but I am going to use it to tell you the greatest true story of all.

This is called the wordless book. Let's look at the book together. *(Can pass out laminated wordless books, or foam books on D-rings and invite children to find each color with you.)*

What color is this first page? The first page is black. It reminds us of darkness, like the darkest part of night when the moon is hidden behind a cloud. The color black in this book stands for sin. Sin is the wrong things we do; things we do or don't do that make God sad. God wants us to be with Him, but our sin separates us from Him. But we can't erase our sin or make it go away

by ourselves. What are we going to do? How are we going to be with God? We need someone very special to take our sin away.

What color is this page? This page is red. And this page is for Jesus! Jesus was the someone very special who came to take our sin away. Jesus never ever sinned, yet He went to the cross to pay for *our* sin. When Jesus was on the cross He was hurt, He bled and He died so that He could rescue us from sin. When we believe in Jesus and ask Him to take our sin away, something wonderful happens!

What color is this page? This page is white, and it is for forgiveness - that is the wonderful thing that happens when Jesus rescues us from sin: He takes our sin away so we can be with God! We can't wash our own sin away or erase it, but Jesus can. Then we can live for Him and be with God one day in Heaven.

What color is this page? This page is yellow and it is for Heaven. When we believe in Jesus, one day we will get to be with God in Heaven. In Heaven there is no crying, no pain and we get to be with God forever!

What color is this last page? This page is green, and it reminds us to grow in Jesus. What color are trees, grass and bushes? They are green and they grow right? Well Jesus wants us to grow too. We grow in Jesus by reading our Bibles, by praying, and by going to church. Just like your bodies grow a little everyday, God wants us to grow with Jesus a little everyday. Green reminds us to grow, grow, grow, and to help others grow in Jesus too.

See, I just told you a story from a book that has no words or pictures! And it is the greatest story of all because it is the true story of what Jesus did so we can be with Him.

We can also learn a song about this special book. Do you want to hear it?

*(Sing to the tune of Jesus Loves Me)*

*Black reminds me of the sin;  
that kept me away from Him.  
Red is for the blood He shed  
as on the cross He bowed His head.  
White, I'm forgiven.  
Yellow, I'll be with Him.  
Green, I am growing.  
I'm growing in God's Word.*

You are growing a little bit every day and I am so excited to see you learning about Jesus. He loves you and wants you to know Him.

Let's say a prayer and ask Him to help us:

"Dear Jesus thank you for loving me and for making colors that help us know you more. Help us to grow in you. In Jesus' Name, amen."

## Verse Activity

Romans 3:23, "For all have sinned and fall short of the glory of God."

Use a funnel to fill a black deflated balloon with rice, then tie it to create a hacky sack style ball. Set a small container several feet away from you. Try to throw the ball into the container (be sure you miss). Explain that you fell short of making the ball into the container just like we all fall short of living God's way. Tell the children that we all sin and that's why Jesus came to earth - so He could forgive us of our sin.


Call each child up and ask them to toss the black balloon ball into the container. They will most likely miss. When they do ask the children to say the verse with you: "all have sinned and fall short of the glory of God."

## Reinforcement Activity

### Goody the Gospel worm


Make a Gospel worm from fuzzy pom-poms and ribbon. Using liquid glue, have the children glue black, red, white, yellow and green large pom-poms onto a red ribbon. Glue on two googly eyes to the black pom-pom.

Explain that this is Goody the Gospel Worm. His name is Goody because he can tell people the good news of Jesus. Use Goody to review the colors of the wordless book. Attach a copy of the lyrics to the Wordless Book song to Goody the Gospel Worm.



## End of Day Activity Options:

- Use Gospel nesting cans or blocks to review the story. (paint 5 nesting/stacking cans or blocks in Gospel book colors)
- Sing the Gospel color song to the tune of Jesus Loves Me  
*Black reminds me of my sin;  
that covered my heart before Jesus came it.  
Red is for the blood He shed as on the cross He bowed His head.  
White, I'm forgiven.  
Yellow, I'll be with Him.  
Green, I am growing. I'm growing in God's Word.*



S is for Sin; those things we do,  
that aren't what God wants us to.

Sin makes God sad, and it makes us feel bad,  
but Jesus can erase our sin and make our hearts glad.

## Wordless Book Song

(Sing to the tune of Jesus Loves Me)

Black reminds me of my sin;  
that kept me away from Him.

Red is for the blood He shed as on the cross He bowed His head.

White, I'm forgiven.

Yellow, I'll be with Him.

Green, I am growing. I'm growing in God's Word.

## Wordless Book Song

(Sing to the tune of Jesus Loves Me)

Black reminds me of my sin;  
that kept me away from Him.

Red is for the blood He shed as on the cross He bowed His head.

White, I'm forgiven.

Yellow, I'll be with Him.

Green, I am growing. I'm growing in God's Word.

## Wordless Book Song

(Sing to the tune of Jesus Loves Me)

Black reminds me of my sin;  
that kept me away from Him.

Red is for the blood He shed as on the cross He bowed His head.

White, I'm forgiven.

Yellow, I'll be with Him.

Green, I am growing. I'm growing in God's Word.

## Wordless Book Song

(Sing to the tune of Jesus Loves Me)

Black reminds me of my sin;  
that kept me away from Him.

Red is for the blood He shed as on the cross He bowed His head.

White, I'm forgiven.

Yellow, I'll be with Him.

Green, I am growing. I'm growing in God's Word.

# Red (Jesus Gift)

*Verse: "For God so loved the world that He gave His only Son..." John 3:16*

## Welcome Activity

Give each child a copy of the "J is for Jesus" coloring page (see resources at the end of this lesson) Invite the children to color the picture. As they color read them the poem at the bottom of the page.

## Bible Story Time

### *Review expectations with rhyme*

*Eyes on me*

*Give a clap*

*Feet on floor*

*Hands in lap*

*Open ears*

*And hearts too,*

*Jesus wants to talk to you.*

Prayer - Dear Lord, please help us to listen and learn from Your Word. We love You, amen.

### **Lesson**

*(Use your Wordless Gospel book during story time)*

Do you remember our special wordless book?

*Review the book with the children:*

*Black stands for sin, Red stands for Jesus, White stands for forgiveness, Yellow stands for heaven, Green stands for Grow.*

What does the color black stand for in our books?

That's right, the color black in our books stands for sin. Sins are the wrong things we do: things like hitting our brothers or sisters, or grabbing a toy from a friend.

Sin makes God sad. (Can you make a sad face?)

**Object Lesson:** (Hold up two bottles of water: one pure and one that has been filled with dirt.)

Let's pretend for a minute that our hearts are like this dirty water bottle and God's heart is like this pure clean one. Sin makes our hearts dirty like this yucky muddy water. Would you want to drink this water? No! It's gross! But God is pure and clean because he has never ever sinned.

Would you want to drink this clean water? Yes! It looks good.

We are all born as sinners and our hearts inside are all dirty with sin. God wants us to be with Him, but He is pure and perfect and we can't be with Him if we have dirty sinful hearts. But we have a BIG problem! We can't get rid of our sin by ourselves. We can't wash it away or erase it.

**Object Lesson:** *(You will need a mirror, a black sharpie, a red dry-erase marker, and a paper towel.)*

Say: Let's pretend this mirror is like our heart, and this black marker is sin. We can only be with God if our hearts are clean and pure. But sin makes our hearts all dirty.

Do: Begin making marks with the black sharpie on the mirror. Name some sins like hitting a brother, taking a toy from a friend, not staying in bed when mommy says to etc) For each sin, make a mark. Be sure most of the mirror is covered with black marks. (Invite children to make marks if possible)

Say: Uh-oh we have a really dirty sinful heart! What are we going to do? Let's try and erase our sin.

Do: Invite a child to wipe the black marker away with a paper towel. If you have spray bottle you can even spray it with water and have the child wipe it. The marks will not come off.

Say: Oh no! We can't erase our own sin! But I want to be with God. What can I do?

Say: Well, I can't *do* anything, but thankfully Jesus, God's Son, already did. He paid the price for my sin. He took my punishment so I can have a clean heart. Jesus was hurt very badly and He even bled and died so that He could give us clean hearts. All we have to do is believe in Him and ask Him to forgive us and you know what? He will!

Do: Color all over every single mark with the red dry-erase marker (you must cover each mark completely). Then wipe off the red marker and the entire mirror will be clean!

Say: Jesus takes all our sin away when we ask Him too. Isn't that amazing!

The color red in our books reminds us of Jesus. Jesus got some really big boo-boos when He went to the cross to pay for our sin. He bled and He died, but He didn't stay dead. Jesus rose again and is alive right now! He loves you very much and He showed us how much He loves us when He was on the cross because He stretched His arms wide open.

Can you stretch your arms wide open and say "Jesus loves me this much". Jesus loves you and He wants you to know Him.

**Let's see how well you were listening to the story:**

- 1) (Hold up the black page) What does the color black in our books remind us of? (sin)
- 2) (Hold up the red page) Who does the color red in our books remind us of? (Jesus)
- 3) How much does Jesus love us? (arms open...this much)

**Prayer:** Jesus, thank You for dying on the cross to rescue us from sin. We love you, amen.



## Verse Activity

*“For God so loved the world that He gave His only Son....” John 3:16*

Teach hand motions to the children to help them remember today’s verse.

For God - point up

so loved - cross arms over chest in a hug

the world - use both hands to make a circle (hands together then move them apart in a circle)

that He - point up

gave His - hold hands out like you are giving someone a present

only son - arms stretched out as if on the cross.

Say the verse several times while doing the hand motions.

## Reinforcement Activity

### Option 1: Jesus Loves Me Hearts

Cut out large red heart from cardstock or construction paper. Write “Jesus Loves Me This Much” John 3:16 on the heart. Help the children draw and cut out arms to go on the heart. They will glue them onto the heart so that the arms open wide. Help the children carefully fold the arms (accordion style) so they can open them to reveal the message.

*Younger children will need items pre-cut but can glue them on.*

Remind the children that Jesus loves them so much that He died on the cross and rose back to life so we can be with Him forever. Let children add stickers or stamps to large heart. Practice saying “Jesus loves me this much” as they stretch their arms wide.

### Option 2: Mirrors

Have small individual mirrors for each child (available at most craft store). Show them how to glue or tape the mirror to a heavy weight sheet of cardstock. On the cardstock write Jesus Loves Me. They can decorate page with stickers and markers. Then they will have a mirror so they can show their families the object lesson they learned during story time. Include instructions for the object lesson on the back of the sheet.

### Option 3: Wordless Books

Use pre-made laminated Gospel wordless books as you lead the children in singing the wordless book song. Point to each color as you sing about it.

*(Sing to the tune of Jesus Loves Me)*

*Black reminds me of my sin;*

*that covered my heart before Jesus came it.*

*Red is for the blood He shed as on the cross He bowed His head.*

*White, I’m forgiven.*

*Yellow, I’ll be with Him.*

*Green, I am growing. I’m growing in God’s Word.*

## End of Day Activities

- Use Gospel nesting cans or blocks to review the story. (paint 5 nesting/stacking cans or blocks in Gospel book colors)
- Attach fuzzy Gospel colored pom-poms to the fingers of a glove and use to review story
- Review the wordless book
- Sing the Gospel color song:

(Sing to the tune of Jesus Loves Me)

*Black reminds me of my sin;*

*that covered my heart before Jesus came it.*

*Red is for the blood He shed as on the cross He bowed His head.*

*White, I'm forgiven.*

*Yellow, I'll be with Him.*

*Green, I am growing. I'm growing in God's Word.*

## **Mirror Object Lesson instructions to send home with parents**

Instructions for Mirror Object Lesson:

You can use the attached mirror to help your child better understand how only Jesus can forgive us of our sin.

Make marks on the mirror with a black permanent marker. These marks will represent our sin.

Try to erase marks with paper towel and water. This will represent our own efforts to remove our sin - we can't.

Color all over marks with red dry-erase marker (must be dry-erase), being sure to completely cover each one. This represents Jesus paying for our sin on the cross.

Wipe red marks away. This illustrates how only Jesus can remove our sin.

Instructions for Mirror Object Lesson:

You can use the attached mirror to help your child better understand how only Jesus can forgive us of our sin.

Make marks on the mirror with a black permanent marker. These marks will represent our sin.

Try to erase marks with paper towel and water. This will represent our own efforts to remove our sin - we can't.

Color all over marks with red dry-erase marker (must be dry-erase), being sure to completely cover each one. This represents Jesus paying for our sin on the cross.

Wipe red marks away. This illustrates how only Jesus can remove our sin.

Instructions for Mirror Object Lesson:

You can use the attached mirror to help your child better understand how only Jesus can forgive us of our sin.

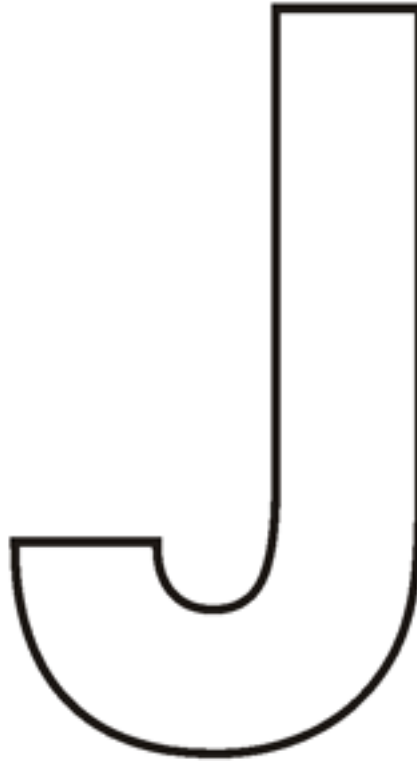
Make marks on the mirror with a black permanent marker. These marks will represent our sin.

Try to erase marks with paper towel and water. This will represent our own efforts to remove our sin - we can't.

Color all over marks with red dry-erase marker (must be dry-erase), being sure to completely cover each one. This represents Jesus paying for our sin on the cross.

Wipe red marks away. This illustrates how only Jesus can remove our sin.

Color the J red.




J is for Jesus

My heart was like the darkest night,  
Till Jesus came and shined His light.

He bled and died upon a tree,  
but then He rose for you and me.

Now my sins have been forgiven,  
and I can be with Him in Heaven.



# White (Forgiveness)

*Verse: "Though your sins are like scarlet, they shall be white as snow..." Isaiah 1:18*

## **Welcome Activity**

Give each child a copy of the "F is for Forgiveness" coloring page (see resources at the end of this lesson) Invite the children to color the picture. As they color read them the poem at the bottom of the page.

## **Bible Story Time**

*(Teacher Note: The Bible story time includes an object lesson. You will need to bring two plain white T-shirts and a black marker to class. Please note that one of the shirts will be marked on with black marker. The object lesson can be done using a child volunteer or a large stuffed animal.)*

### **Review expectations with rhyme:**

*Eyes on me  
Give a clap  
Feet on floor  
Hands in lap  
Open ears  
And hearts too,  
Jesus wants to talk to you.*

**Prayer** - Dear Lord, please help us to listen well during story so we can learn from Your Word. In Jesus' Name, amen.

## **Lesson**

*(Use your Wordless Gospel book during story time)*

Do you remember our special wordless book?

*Review the book with the children:*

*Black stands for sin, Red stands for Jesus, White stands for forgiveness, Yellow stands for heaven, Green stands for Grow.*

We have already talked about the colors black and red.

Can someone raise their hand and tell me what the color black reminds us of? (It reminds us of our sin.)

Can someone else raise their hand and tell me what the color red reminds us of? (It reminds us of Jesus blood.)

Today we are going to talk about the color white in our wordless books. The color white helps us remember that Jesus wants to forgive our sins. The color white is for forgiveness. Can you say, "white is for forgiveness?" Good job!

Remember, sin is like dirty stains on the inside of our hearts that separate us from God.

God never sins. He is good and perfect and holy. In fact, God is so holy that He can't allow any sin to be near Him. That would be very sad news for us because the Bible tells us that every single person on earth is a sinner. Every time we do something that is not what God wants for us we sin.

Can we do anything to get rid of our own sin? What if I take a really good bath - can I wash my sin away? No, of course not. What if I go to church a lot - can that take my sin away? No, church can't wash my sin away either. What if I try to be really really good - that will take my sin away right? Nope, being good can't erase my sin.

So what can take away our sin? Only Jesus can!

You know what, I brought something with me that might help you understand how Jesus takes our sin away. Do you want to see what I brought?

*(Teacher note: You can either use a child volunteer, or a large stuffed animal for this object lesson. Younger classes may do better with a large stuffed animal.)*

I have here a plain white T-shirt. Let's pretend that this shirt is the inside of my heart, the place that only God can see.

**Do:** Put the shirt on a volunteer or large stuffed animal.

**Say:** God is so perfect and holy and He has never ever sinned. I can only be with Him in Heaven one day if I never ever ever sin. But....the Bible tells me that all people have sinned.

Hmmmm....have I sinned before?

(Make marks on the shirt each time you call out a sin. Invite one child at a time to make a mark on the shirt as well.)

**Say:** Let's think of some things that the Bible tells us are sins:

Not obeying our mom or dad, lying, arguing with others, being lazy, not obeying God, loving something more than God, being mean to others.....

**Say:** Uh-oh. Look at our shirt! Look at all the sin marks all over our nice white shirt! Oh no! We can't be with God if we have dirty sin stains all over us! What are we going to do?

**Do:** Try to wipe the marks off with a napkin. Try to use a little bit of water to scrub the mark off.

**Say:** I can't do anything to get these marks off - just like I can't do anything to take my own sin away. I need someone to help me. But who can take my sin away?

**Do:** Hold up a clean white shirt.

**Say:** Let's pretend that this shirt belongs to Jesus. Does it have any marks on it? This shirt doesn't have any marks at all because Jesus never ever sinned. Jesus is the perfect son of God. In fact, Jesus is God who came to earth as a man. Only Jesus can take our sin away and forgive us. In fact, Jesus *took* the punishment for our sin and wants to *give* us His clean heart. Isn't that amazing?

**Do:** Take off the marked up shirt and wad it up and throw it away.

**Say:** When you trust in Jesus He takes your permanent sin stain away and gives you His own clean heart.

**Do:** Put the clean shirt on your volunteer.

Boys and girls Jesus is the only One who can forgive our sin and give us clean hearts so that we can be with God. Jesus loves you and wants you to be with Him in Heaven one day. He wants to forgive your sin and put His coat of righteousness on you.

The color white reminds us of Jesus' forgiveness. Jesus wants to take away the sin stain from our hearts so that we can be with Him in Heaven.

This doesn't mean that we won't sin anymore. Sadly, we will. But once we have asked Jesus to forgive us, the sin can't leave a stain anymore. Each time we sin we can just ask Jesus to forgive us and the sin disappears.

Jesus loves you and wants to forgive you. Every time you see the color white now you can remember that Jesus can forgive our sin.

### **Question Time:**

Let's see how well you were listening to the story.

- 1) (Hold up the white page from the wordless book) What does the color white remind us of? (Jesus' forgiveness)
- 2) Can we take our own sin away? (No)
- 3) Who can forgive our sin? (Jesus)

### **Verse Activity**

"Though your sins are like scarlet, they shall be as white as snow" Isaiah 1:18

Talk about snow with the children: how white it is, how clean it looks when it first falls etc.

Discuss how Jesus cleans our hearts and makes them white as freshly fallen snow.

Hold up a large cotton ball. Ask the children to pretend that you have a real snowball in your hand. Invite each child to come up and receive a "snowball" after they say the verse.

Ask the children to hold their snowballs in their lap until all their friends have said the verse, then help them put their snowballs in their bags.

### **Reinforcement Activity**

#### ***Snowman***

*Today the children will make snow men from paper plates. The snowmen will say, "Jesus washes sin white as snow" on them.*



For this craft you will need two paper plates and several colors of construction paper: black, red, orange, and brown. For younger classes you will need to pre-cut the following shapes: black top hat, two black round eyes, orange triangle nose, black smile, brown arms, red scarf, black buttons. Older children may be able to cut their own shapes.

Before class begins, staple the two plates together. It works best if one plate is facing up and the other is facing down. Along the bottom edge of the lower plate write: *Jesus washes sin as white as snow*. Help the children glue the shapes onto the right place. (see example below)

Review the lesson and lead the children in saying the verse with their snowmen.



## End of Day Activities

- Use Gospel nesting cans or blocks to review the story. (paint 5 nesting/stacking cans or blocks in Gospel book colors)
- Attach fuzzy Gospel colored pom-poms to the fingers of a glove and use to review story
- Review the wordless book
- Sing the Gospel color song:

(Sing to the tune of Jesus Loves Me)


*Black reminds me of my sin;  
that covered my heart before Jesus came it.*

*Red is for the blood He shed as on the cross He bowed His head.*

*White, I'm forgiven.*

*Yellow, I'll be with Him.*

*Green, I am growing. I'm growing in God's Word.*



F is for Forgiven

Sin made my heart black as the night;  
till Jesus came in and shined His pure light.

His blood washed away the stain of my sin  
The moment I opened my heart and Jesus came in.

I've been forgiven, oh yes it is true!  
And Jesus wants to do the same thing for you.

# Yellow (Heaven)

**Verse** - John 14:6

*"Jesus is the way to Heaven"* [paraphrased]

## Welcome Activity

Give each child a copy of the "H is for Heaven" coloring page (see resources at the end of this lesson) Invite the children to color the picture. As they color read them the poem at the bottom of the page.

## Bible Story Time

*(Use your Wordless Gospel book during story time)*

*Review the book with the children:*

*Black stands for sin, Red stands for Jesus, White stands for forgiveness, Yellow stands for heaven, Green stands for Grow.*

Ask your students to identify the color yellow. Discuss some things that are yellow: bananas, lemons, the sun, gold etc.)

The color yellow is a beautiful bright color that can help us think about Heaven.

A long long time ago God made Heaven and earth. God created people live on the earth for now, but one day all the people who believe in Jesus will get to be with Him forever in Heaven.

God's special book, the Bible tells us that Heaven is more beautiful than we could ever imagine! The Bible even says that the streets in Heaven are made of gold! Because the streets in Heaven are golden yellow, the color yellow in our wordless books reminds us of Heaven.

There will be no sun or moon in Heaven, but it will never get dark! How can that be?

Jesus is the light in Heaven. Jesus is so bright that we won't need any other lights because He is the light.

In Heaven we will never get any boo-boos, people won't be mean in Heaven, and we won't get sick, or scared, or hurt.

Heaven will be wonderful. But do you know what the most wonderful part of Heaven will be? The most wonderful part of Heaven will be getting to see Jesus!

Jesus wants everyone to be with Him in Heaven. He even came to earth to show us and tell us how we can go to Heaven someday. Jesus said all we have to do is believe in Him with our

whole heart and mind, and then one day when our bodies stop working on this earth, we will go to be with Him in Heaven.

Jesus wants us to tell other people about Heaven too.

If you were going to go to Disney World would you want to tell your friends about it? Would you want to talk about the rides and seeing Mickey Mouse?

Heaven is SO much better than Disney World and Jesus is way way better than Mickey Mouse! So let's tell our friends and families about Heaven so they can be there too.

### **Questions:**

What does the color yellow in our wordless books remind us of? (Heaven)

Will we get any boo-boos in Heaven? (No)

Who is the light in Heaven? (Jesus)

### **Verse Activity**

*"Jesus is the way to Heaven" John 14:6*

Print the "Jesus is the way to Heaven" arrow onto cardstock. Cut out the arrow and tape it to a craft stick. Invite the children to come forward and say the verse, "Jesus is the way to Heaven." Once they say the verse, give them an arrow. Each time a child says the verse, those who are holding arrows will hold them up high and say the verse too.

Once all your children have an arrow ask them, "Who is the way to Heaven?"

They will answer: "Jesus is the way to Heaven."

### **Reinforcement Activity**

#### ***Option One: Streets of Heaven***

Give each child a copy of the "Streets of Heaven" page (provided at the end of this lesson). Provide gold confetti, gold paint, or gold stickers for them to use to make the street appear gold. Review how Heaven is so amazing that even the streets are gold. Reinforce that Jesus is both the Light of Heaven and the Way to Heaven.

#### ***Option Two: Heaven Book***

Read Anne Graham Lotz's book, "Heaven - God's Promise for Me." This is a beautifully illustrated story about Heaven. It captures children's attention with its truth and pictures.

## End of Day Activities

- Use Gospel nesting cans or blocks to review the story. (paint 5 nesting/stacking cans or blocks in Gospel book colors)
- Attach fuzzy Gospel colored pom-poms to a glove and use to review story
- Review the wordless book
- Sing the Gospel color song:

(Sing to the tune of Jesus Loves Me)

*Black reminds me of my sin;*


*that covered my heart before Jesus came it.*

*Red is for the blood He shed as on the cross He bowed His head.*

*White, I'm forgiven.*

*Yellow, I'll be with Him.*

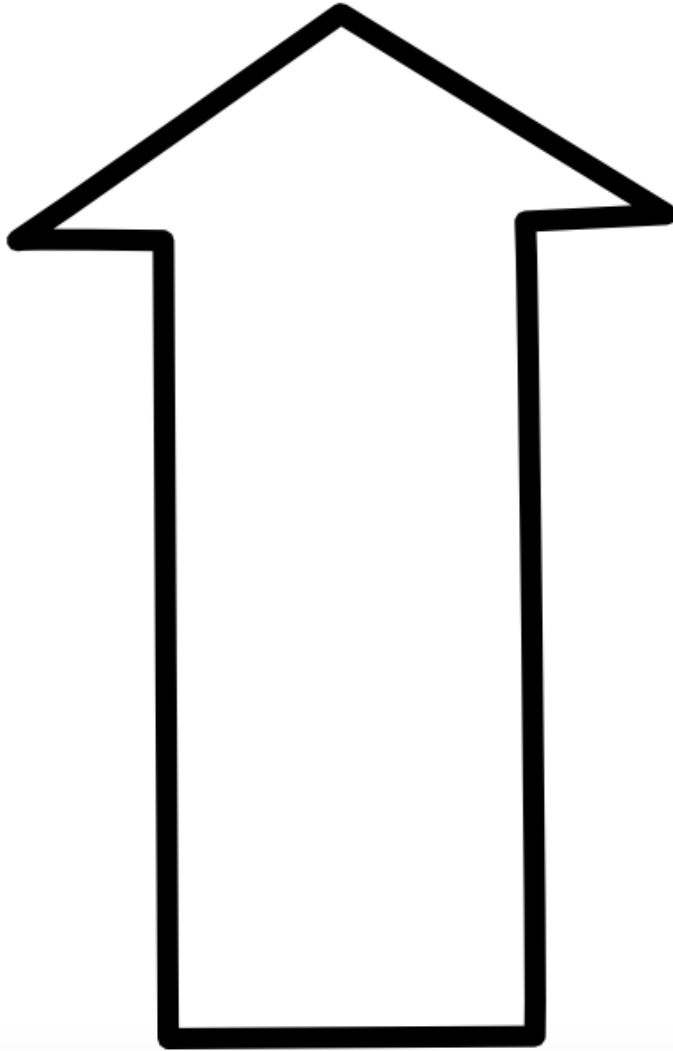
*Green, I am growing. I'm growing in God's Word.*



H is for Heaven

Heaven is such a beautiful place  
It's where we will see Jesus' face.

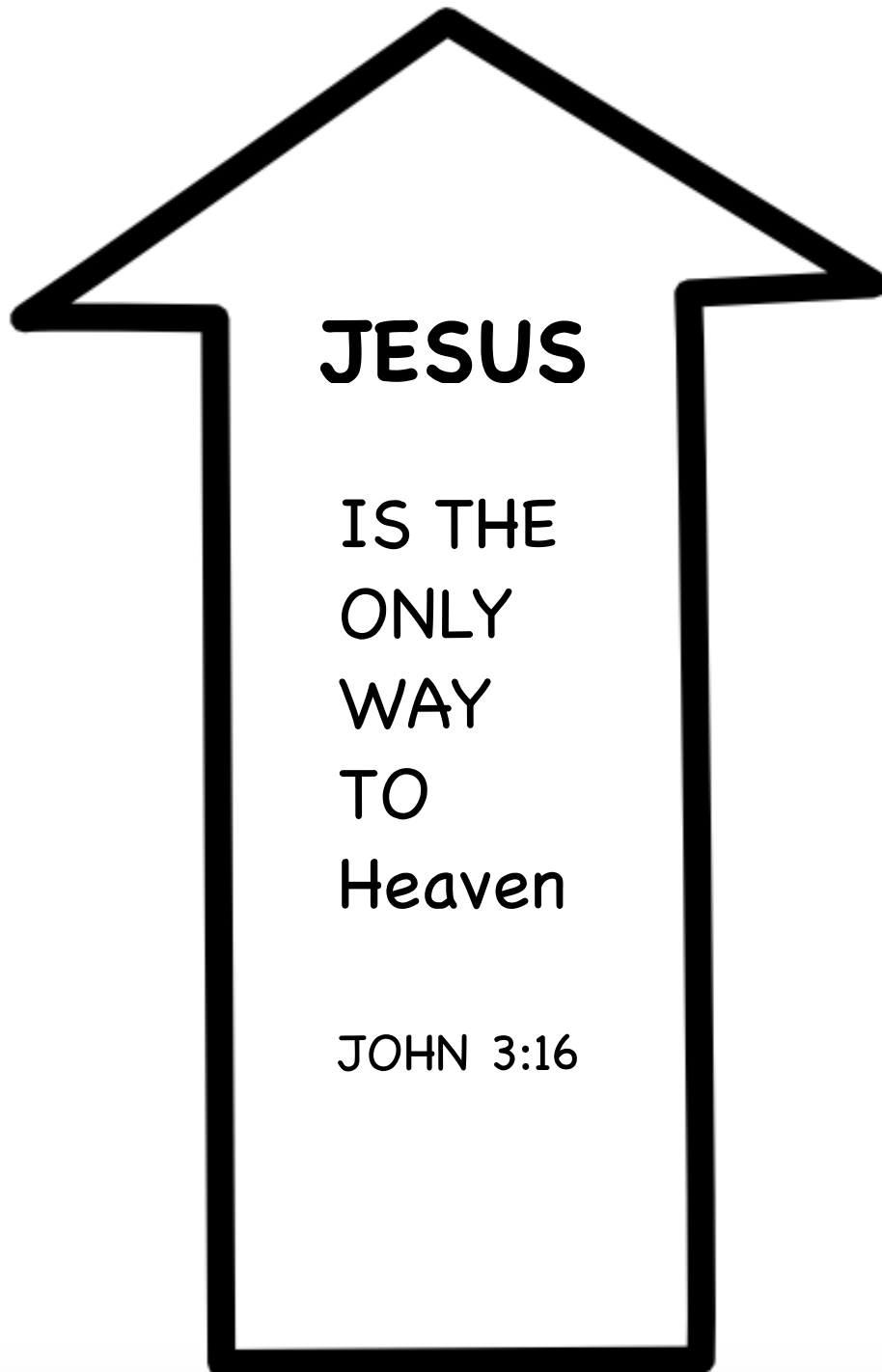
The way to Heaven is really easy to know.  
You just have to trust Jesus and to Heaven you'll go.



JESUS IS THE ONLY WAY TO Heaven

“For God so loved the world, that he gave his only Son, that whoever believes in him should not perish but have eternal life”

Color the arrow, then cut it out and tape it to a craft stick





# HEAVEN

The streets of Heaven are gold and bright  
and Jesus is Heaven's Light.



# Green (Growing in God's Word)

*Teacher Note: Today the children will take home their own wordless books (if they have not already).*

**Verse** - *"But grow in the grace and knowledge of our Lord and Savior Jesus Christ."  
2 Peter 3:18 (Can be paraphrased to "Grow in Jesus".*

## Welcome Activity

Give each child a copy of the "G is for Grow" coloring page (see resources at the end of this lesson) Invite the children to color the picture. As they color read them the poem at the bottom of the page.

## Bible Story Time

*Review expectations*

*Eyes on me*

*Give a clap*

*Feet on floor*

*Hands in lap*

*Open ears*

*And hearts too,*

*Jesus wants to talk to you.*

[Before beginning today's story, spend a few minutes reviewing the wordless book pages the children have already learned: Black stands for sin, Red stands for Jesus, White stands for forgiveness, Yellow stands for heaven, Green stands for Grow.]

You already know so many colors in the wordless book! Today we are going to talk about the last color in our books: the color green. The green page helps us remember that God wants us to grow in His Word.

There are a lot of green things that grow. Can you think of some things that are green that grow? (flowers, plants, trees, frogs, caterpillars etc.)

The color green helps us remember to grow. Just like trees and plants and frogs grow, God wants us to grow too.

Your bodies are growing a little bit everyday. You are getting taller, your hair is growing longer, your fingernails are growing, and you are getting stronger. But did you know that God also wants our hearts and faith to grow bigger and stronger too?

Our hearts and faith grow bigger and stronger each time we trust and obey God. We grow in our faith in Jesus every time we learn from our Bibles, pray, and spend time with God.

Let me see your strong muscles. Wow! You are strong! Growing strong muscles is good, but growing strong hearts for Jesus is even better!

Use book to review colors once again: We've learned that our hearts were dark with sin, but that Jesus came and died on the cross so that we could have our hearts washed white as snow. People who believe in Jesus and follow Him will get to live forever with Him in Heaven. And while we wait for our home in Heaven, we need to read our Bibles and pray everyday so we will grow strong in Jesus.

So let's all read our Bibles and pray everyday so we can grow, grow, grow in Jesus.

Close with the song "Grow, Grow, Grow."

*Lyrics: Read your Bible; pray everyday, and you'll grow, grow, grow.  
Read your Bible; pray everyday, and you'll grow, grow, grow.  
And you'll grow, grow, grow.  
Yes you'll grow, grow, grow.  
Read your Bible; pray everyday, and you'll grow, grow, grow.*

## **Verse Activity**

*Verse: "But grow in the grace and knowledge of our Lord and Savior Jesus Christ." 2 Peter 3:18  
\*can paraphrase to: Grow in Jesus*

Hang a long sheet of green bulletin paper across the wall at the front of the classroom. At the top, write either "Grow in Jesus" or the full verse (depending on the ages and abilities of your class). Invite one child at a time to come forward and say the verse. After they do, ask them to stand in front of the paper so you can make a mark at the top of their head, showing them how tall they are. Once you have all the children's heights recorded, talk about how much they have grown already from when they were babies, and how God wants them to keep growing in His Word.

## **Reinforcement Activity**

### **Option 1: Make Wordless Books or Bracelets**

Depending on the abilities of the children in your class, you could have them make their own Wordless Books or Gospel colors bracelets. Colored foam sheets work well for the Wordless book, as does cardstock. The children could also use Gospel colored beads and elastic string to make a bracelet. Younger classes may need to make the books ahead of time and hand them out to the children at the end of the day. When putting together the books, include lyrics to the Wordless Book song we have been singing this year.

## **Option 2: Plant a Seed**

*(Send children home with a cup, seeds and dirt so they can watch their seed grow; reminding them to “grow in Jesus.”)*

Write “Grow in Jesus” on small plastic cups. Allow children to decorate their cup by adding stickers or marker designs. If weather is nice, consider going outside to allow children to put soil into the cup and add their seed to the soil. If weather does not allow for outside planting, give each child a plastic zip close baggie of soil and a seed to take home.

Talk about how their seed will only grow if they give it some water and lots of sunlight. Compare that to how we can only grow in Jesus by spending time in God’s Word and in prayer, and by trusting and obeying God.

## **Option 3: Tissue Paper Flowers**

Help the children make tissue paper flowers to remind them that just like flowers grow, we need to grow in Jesus and in God’s Word.

You can find easy tissue paper flower instructions here: <http://www.nickjr.com/crafts/tissue-paper-flowers.jhtml>

## **Option 4: “Grow in Jesus” Bag**

Help the children create their own “Grow in Jesus” bag to use when singing the “Grow, Grow, Grow” song.

Invite children to decorate lunch-sized paper bags on which you have already written, “Grow in Jesus.” Once decorated, help the children secure a long piece of yarn to a silk or tissue paper flower (see instructions above for making tissue flowers). Help them secure the free end of yarn to the inside bottom of the bag.

Finally, lead them in singing the song while slowly pulling the flower up as they sing “grow, grow, grow” as if the flower is growing.

Lyrics:

Read your Bible, pray everyday and you’ll grow, grow, grow

Read your Bible, pray everyday and you’ll grow, grow, grow.

And you’ll grow, grow, grow.

And you’ll grow, grow, grow.

Read your Bible, pray everyday and you’ll grow, grow, grow.

## **End of Day Activities:**

- Sing the Gospel color song:

(Sing to the tune of Jesus Loves Me)

*Black reminds me of my sin;*

*that covered my heart before Jesus came it.*

*Red is for the blood He shed as on the cross He bowed His head.*

*White, I’m forgiven.*

*Yellow, I’ll be with Him.*

*Green, I am growing. I’m growing in God’s Word.*



## G is for Grow

When you eat good food your body grows  
your feet, your hair, and even your nose.

When you read God's Word your heart grows too,  
as you see just how much God loves you.

So read your Bible; pray everyday,  
Grow in Jesus and follow His way.

## Wordless Book Song

(Sing to the tune of Jesus Loves Me)

Black reminds me of my sin;

that covered my heart before Jesus came it.

Red is for the blood He shed as on the cross He bowed His head.

White, I'm forgiven.

Yellow, I'll be with Him.

Green, I am growing. I'm growing in God's Word.

## Wordless Book Song

(Sing to the tune of Jesus Loves Me)

Black reminds me of my sin;

that covered my heart before Jesus came it.

Red is for the blood He shed as on the cross He bowed His head.

White, I'm forgiven.

Yellow, I'll be with Him.

Green, I am growing. I'm growing in God's Word.

## Wordless Book Song

(Sing to the tune of Jesus Loves Me)

Black reminds me of my sin;

that covered my heart before Jesus came it.

Red is for the blood He shed as on the cross He bowed His head.

White, I'm forgiven.

Yellow, I'll be with Him.

Green, I am growing. I'm growing in God's Word.

## Wordless Book Song

(Sing to the tune of Jesus Loves Me)

Black reminds me of my sin;

that covered my heart before Jesus came it.

Red is for the blood He shed as on the cross He bowed His head.

White, I'm forgiven.

Yellow, I'll be with Him.

Green, I am growing. I'm growing in God's Word.

